







Lightweight High-strength 182 PERC Solar Module 405-420W

21.6%

Module efficiency up to

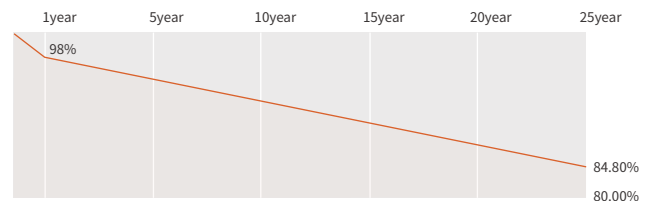
Features

- 
Lightweight Design
 4.7kg/m² weight, match various requirements for low-load roof
- 
High Strength
 The surface is made of ultra-thin tempered glass, which has the characteristics of good hail impact resistance and strong load capacity.
- 
High Efficiency
 High light transmittance performance with more than 3% higher power than similar products bring more power generation and higher income
- 
Stable and Reliable Characteristics
 Meet IEC61215 stringent environment test with low attenuation characteristics.
- 
Convenient Installation
 Multiple installation methods, pasted fixed or dismantable lock block fixed.
- 
Safe and Reliable
 Prevent dust stratification, lightweight and safe, convenient operation and maintenance.

Reinsurance Coverage for 25 Years



Insured by **LLOYD'S**



※Within the first year from the date of installation and normal operation, the output power shall not be less than 98% of the product's minimum output power as set forth in the specifications. Afterwards, maximum 0.55% output decrease per year. After 25 years, the product's output power shall not be less than 84.8% of its minimum output power as set forth in the specifications.

Comprehensive Qualifications & Certifications

- ★ ISO 9001: 2015 Quality Management System
- ★ ISO 14001: 2015 Environment Management System

- ★ ISO 45001: 2018 Occupation Health Safety Management System



Electrical Characteristics at Standard Test Conditions(STC)

Spec/Model	Unit	SSD405AH5T	SSD410AH5T	SSD415AH5T	SSD420AH5T
Max-Power(Pm)	W	405	410	415	420
Power Tolerance	W		0~+5		
Max-Power Voltage(Vm)	V	31.12	31.28	31.45	31.66
Max-Power Current(I _m)	A	13.04	13.13	13.22	13.29
Open-Circuit Voltage(Voc)	V	37.00	37.20	37.40	37.60
Short-Circuit Current(I _{sc})	A	14.04	14.10	14.16	14.22
Effective Module Efficiency(η _m)	%	20.9	21.2	21.4	21.6

STC: AM=1.5, Irradiation 1000W/m², Module Temperature 25°C Power Tolerance ±3%

Electrical Characteristics at Nominal Module Operating Temperature (NMOT)

Spec/Model	Unit	SSD405AH5T	SSD410AH5T	SSD415AH5T	SSD420AH5T
Max-Power(Pm)	W	306	310	314	318
Max-Power Voltage(Vm)	V	28.9	29.1	29.3	29.5
Max-Power Current(I _m)	A	10.61	10.67	10.73	10.79
Open-Circuit Voltage(Voc)	V	34.8	35.0	35.2	35.4
Short-Circuit Current(I _{sc})	A	11.22	11.28	11.32	11.36

NMOT: Irradiation 800W/m², Ambient temperature 20°C, Wind Speed 1m/s

Temperature Coefficient

Nominal Module Operating Temperature	43±2°C
Temperature coefficient of P _{max}	-0.35%/°C
Temperature coefficient of Voc	-0.26%/°C
Temperature coefficient of I _{sc}	0.048%/°C

Operating Conditions

Max. system voltage	DC1500V(IEC)
Max. series fuse rating	25A
Operating temperature range	-40°C~+85°C

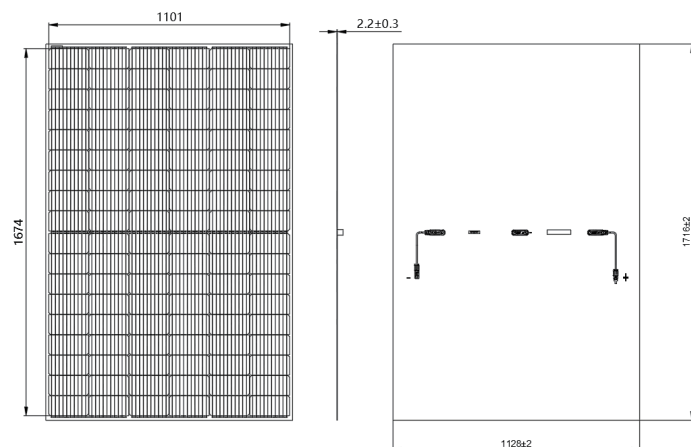
Mechanical Characteristics

Installation Module Dimension (L×W×H)	1716mm×1128mm×2.2mm
Weight	9.1 kg
Glass Type	High Transmittance Tempered Glass
Cell (quantity / material / type / dimensions)	108(6x18) / Mono / 182*91mm
Encapsulant	POE
Junction box(protection degree)	IP68
Cable (length/cross-section area)	Customizable / 4mm ²
Connector	MC4 Compatible
Max Load	2400Pa/2400Pa

Package

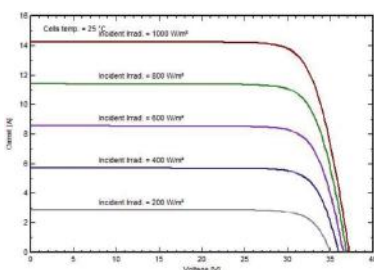
Transportation	Container Size	Quantity(pcs)	Quantity(per pallet)
Container	40'HQ	-	-
Platform Trailer	13m	1120	40
Platform Trailer	17.5m	1440	40

Module Size



I-V Curve

I-V Curves of SSD410AH5T at different irradiance



I-V Curves of SSD410AH5T at different cell temperature

