







Lightweight High-strength 182 PERC Solar Module 405-420W

21.6%

Module efficiency up to

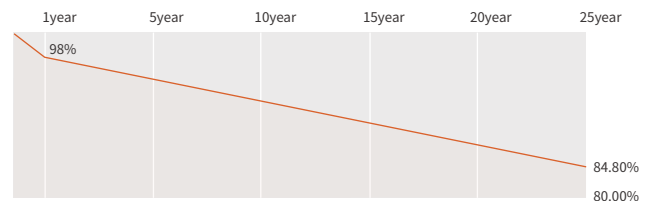
Features

- 
Lightweight Design
 4.7kg/m² weight, match various requirements for low-load roof
- 
High Strength
 The surface is made of ultra-thin tempered glass, which has the characteristics of good hail impact resistance and strong load capacity.
- 
High Efficiency
 High light transmittance performance with more than 3% higher power than similar products bring more power generation and higher income
- 
Stable and Reliable Characteristics
 Meet IEC61215 stringent environment test with low attenuation characteristics.
- 
Convenient Installation
 Multiple installation methods, pasted fixed or dismantable lock block fixed.
- 
Safe and Reliable
 Prevent dust stratification, lightweight and safe, convenient operation and maintenance.

Reinsurance Coverage for 25 Years



Insured by LLOYD'S
LLOYD'S



※Within the first year from the date of installation and normal operation, the output power shall not be less than 98% of the product's minimum output power as set forth in the specifications. Afterwards, maximum 0.55% output decrease per year. After 25 years, the product's output power shall not be less than 84.8% of its minimum output power as set forth in the specifications.

Comprehensive Qualifications & Certifications

- ★ ISO 9001: 2015 Quality Management System
- ★ ISO 14001: 2015 Environment Management System

- ★ ISO 45001: 2018 Occupation Health Safety Management System



Electrical Characteristics at Standard Test Conditions(STC)

Spec/Model	Unit	SSD405AH5T	SSD410AH5T	SSD415AH5T	SSD420AH5T
Max-Power(Pm)	W	405	410	415	420
Power Tolerance	W		0~+5		
Max-Power Voltage(Vm)	V	31.12	31.28	31.45	31.66
Max-Power Current(I _m)	A	13.04	13.13	13.22	13.29
Open-Circuit Voltage(Voc)	V	37.00	37.20	37.40	37.60
Short-Circuit Current(I _{sc})	A	14.04	14.10	14.16	14.22
Effective Module Efficiency(η _m)	%	20.9	21.2	21.4	21.6

STC: AM=1.5, Irradiation 1000W/m², Module Temperature 25°C Power Tolerance ±3%

Electrical Characteristics at Nominal Module Operating Temperature (NMOT)

Spec/Model	Unit	SSD405AH5T	SSD410AH5T	SSD415AH5T	SSD420AH5T
Max-Power(Pm)	W	306	310	314	318
Max-Power Voltage(Vm)	V	28.9	29.1	29.3	29.5
Max-Power Current(I _m)	A	10.61	10.67	10.73	10.79
Open-Circuit Voltage(Voc)	V	34.8	35.0	35.2	35.4
Short-Circuit Current(I _{sc})	A	11.22	11.28	11.32	11.36

NMOT: Irradiation 800W/m², Ambient temperature 20°C, Wind Speed 1m/s

Temperature Coefficient

Nominal Module Operating Temperature	43±2°C
Temperature coefficient of P _{max}	-0.35%/°C
Temperature coefficient of Voc	-0.26%/°C
Temperature coefficient of I _{sc}	0.048%/°C

Operating Conditions

Max. system voltage	DC1500V(IEC)
Max. series fuse rating	25A
Operating temperature range	-40°C~+85°C

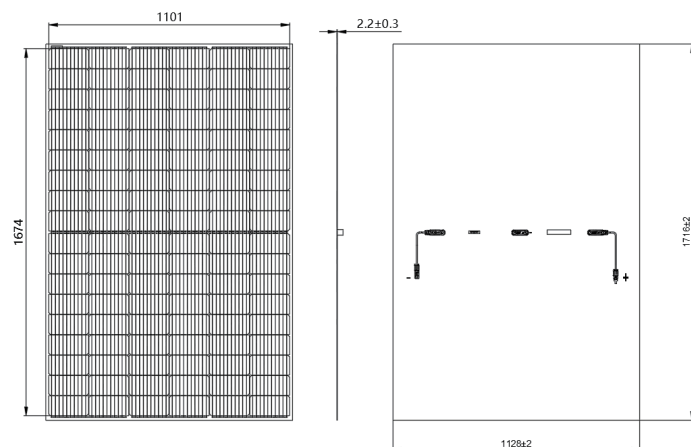
Mechanical Characteristics

Installation Module Dimension (L×W×H)	1716mm×1128mm×2.2mm
Weight	9.1 kg
Glass Type	High Transmittance Tempered Glass
Cell (quantity / material / type / dimensions)	108(6x18) / Mono / 182*91mm
Encapsulant	POE
Junction box(protection degree)	IP68
Cable (length/cross-section area)	Customizable / 4mm ²
Connector	MC4 Compatible
Max Load	3600Pa/2400Pa

Package

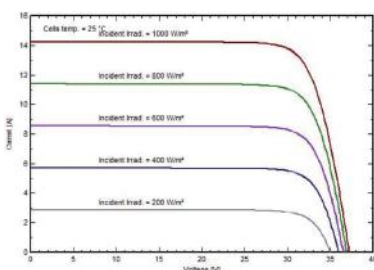
Transportation	Container Size	Quantity(pcs)	Quantity(per pallet)
Container	40'HQ	-	-
Platform Trailer	13m	1120	40
Platform Trailer	17.5m	1440	40

Module Size



I-V Curve

I-V Curves of SSD410AH5T at different irradiance



I-V Curves of SSD410AH5T at different cell temperature

