


SST—AH7G / 16BB

Bifacial N Type Mono-Crystalline Module

550W — 580W

22.5%

Module efficiency up to



Features



16BB half-cut cell & N Type TOPCON technology

New circuit design, lower internal current, lower R_s loss

Ga doped wafer, attenuation $\leq 1\%$ (1st year) / $\leq 0.4\%$ (Linear)



Significantly lower the risk of hot spot

Special circuit design with much lower hot spot temperature



Lower LCOE

2% more power generation, lower LCOE



Anti
PID

Excellent Anti-PID performance

3 times of industry standard Anti-PID test



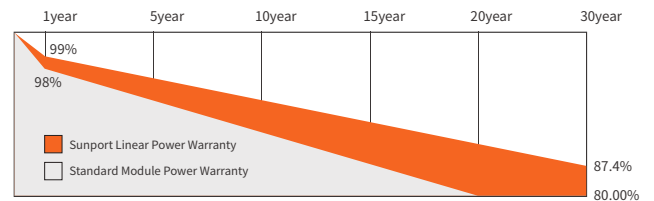
IP68 junction box

High waterproof level

Performance Warranty

12 year
Quality
Warranty

30 year
Performance
Warranty



Within the first year from the date of installation and normal operation, the output power shall not be less than 99% of the product's minimum output power as set forth in the specifications. Afterwards, maximum 0.4% output power decrease per year. After 30 years, the product's output power shall not be less than 87.4% of its minimum output power as set forth in the specifications.

Comprehensive Qualifications & Certifications

- ★ ISO 9001:2015 Quality Management System
- ★ ISO 14001:2015 Environment Management System
- ★ ISO 45001:2018 Occupation Health Safety Management System
- ★ TUV NORD Certification



Spec/Model	Unit	SST555AH7G	SST560AH7G	SST565AH7G	SST570AH7G	SST575AH7G	SST580AH7G	SST585AH7G
Max-Power(Pm)	W	555	560	565	570	575	580	585
Power Tolerance	W			0~+5				
Max-Power Voltage(Vm)	V	41.68	41.84	41.99	42.15	42.30	42.45	42.59
Max-Power Current(I _m)	A	13.34	13.41	13.48	13.55	13.62	13.69	13.76
Open-Circuit Voltage(V _{oc})	V	50.02	50.18	50.36	50.51	50.65	50.81	50.99
Short-Circuit Current(I _{sc})	A	14.04	14.10	14.15	14.21	14.27	14.34	14.40
Module Efficiency(η _m)	%	21.5	21.7	21.9	22.1	22.3	22.5	22.7

STC: AM=1.5, Irradiation 1000W/m², Module Temperature 25°C

Electrical Characteristics at Nominal Module Operating Temperature (NMOT)

Spec/Model	Unit	SST555AH7G	SST560AH7G	SST565AH7G	SST570AH7G	SST575AH7G	SST580AH7G	SST585AH7G
Max-Power(P _m)	W	416	420	424	428	432	436	440
Max-Power Voltage(V _m)	V	39.08	39.21	39.34	39.47	39.6	39.73	39.86
Max-Power Current(I _m)	A	10.66	10.73	10.79	10.85	10.92	10.99	11.05
Open-Circuit Voltage(V _{oc})	V	47.82	47.94	48.06	48.2	48.33	48.46	48.6
Short-Circuit Current(I _{sc})	A	11.35	11.42	11.49	11.55	11.62	11.68	11.75

NMOT: Irradiation 800W/m², Ambient temperature 20°C, Wind Speed 1m/s

Temperature Coefficient

Nominal Module Operating Temperature	42±2°C
Temperature coefficient of P _{max}	-0.29%/°C
Temperature coefficient of V _{oc}	-0.25%/°C
Temperature coefficient of I _{sc}	0.045%/°C

Package

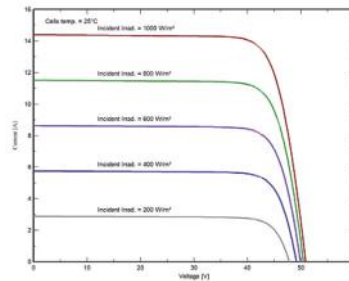
Transportation	Container Size	Quantity(pcs)	Quantity(per pallet)
Container	40' HQ	729	36
Platform Trailer	13m	792	36
Platform Trailer	17.5m	1080	36

Mechanical Characteristics

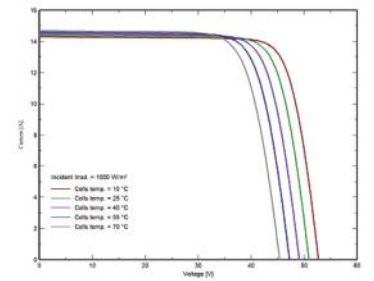
Dimension(L×W×H)	2277mm×1133mm×30mm
Weight	31kg
Glass Type	High Transmittance Anti-reflective Coated Tempered Glass /2.0mm
Solar Cell	144(6x24)/N Type Mono/182*91mm/ φ247mm
Encapsulant	POE/EVA
Frame	Anodized Aluminum Alloy / Silver
Junction Box	IP68
Cable	4mm ² ;300mm or Customized Length
Connector	MC4 Compatible

I-V Curve

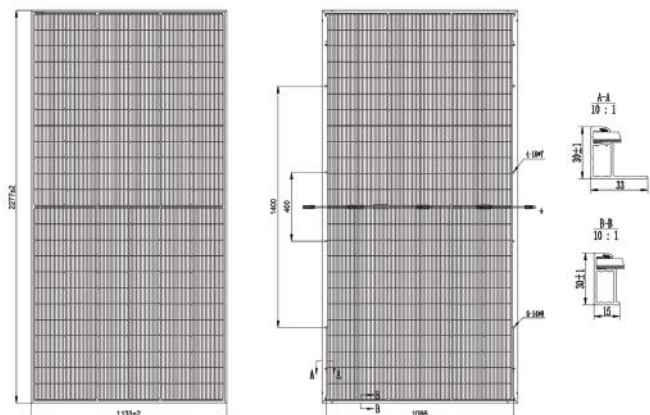
I-V Curves of SST570AH7G at different irradiance



I-V Curves of SST570AH7G at different cell temperature



Module Size



Operating Conditions

Max System Voltage	DC1500V(TUV)
Max Fuse Rated Current	30A
Operating Temperature Range	-40°C~+85°C
Mechanical Load	5400Pa (front) /2400Pa (rear)
Max Allowable Hail Load	φ25mm hail, from 1m of distance at 23 m/s
Application Class	Class A